



# **St. Joseph College of Teacher Education for Women Ernakulam**



## **CRITERION II**

**2.4.1 Institution provides opportunities for developing competencies and skills in different functional areas through specially designed activities / experiences**

**(Technology Use and Integration)**

Submitted to  
**National Assessment and Accreditation Council (NAAC)**  
**3rd Cycle of Assessment**



# ST.JOSEPH COLLEGE OF TEACHER EDUCATION FOR WOMEN ERNAKULAM KOCHI-682035, KERALA

## 2.4.1

### Technology Use and Integration

Sl.No.	Specially Designed Activities	Reports	Documents	Page No.
1	Technology Use and Integration	Training on preparation of ICT resource material (B.Ed)	ICT resource material student report	1-6
		Orientation programme on blog creation (B.Ed)	Sample pages of blog prepared by student	7-12
		Workshop on the preparation of documentary and short film on student abuse in school campus and pocso rule (B.Ed)	Student report on documentary preparation	13-25
		Workshop on e-content awareness programme (M.Ed)	Screen shots and photos of e-content awareness programme(M.Ed)	26-39
		Training on preparation of digital album (M.Ed)	Pages of digital album prepared by students (M.Ed)	40-50



# ST JOSEPH COLLEGE OF TEACHER EDUCATION FOR WOMEN

Kovilvattom Road, Ernakulam, Kochi, Pin – 682035, Kerala  
(Affiliated to Mahatma Gandhi University, Kottayam)

## Training on ICT resource material preparation

Name of the Event	Workshop on ICT resource material
<b>Objectives</b>	<ol style="list-style-type: none"><li>1) To understand the instructional objectives and curricular objectives</li><li>2) To enable student teachers to analyze content /units for preparing resource material</li><li>3) To explore the ideas in groups of discussion</li><li>4) To practice the skills and strategies of resource material preparation</li><li>5) To help student teachers in the preparation of resource material systematically</li></ol>
<b>Details of Event Coordinators</b>	St. Joseph College of Teacher Education for Women, Ernakulam
<b>Dates</b>	2022-23(6/12/2022),2021-22(17/11/2021),2020-21(12/1/2021),2019-20(25/7/2019),2018-19(6/8/2018)
<b>Time</b>	2.00 PM- 4 PM
<b>Beneficiaries</b>	Student Teachers
<b>Event Venue</b>	St.Joseph College of Teacher Education for Women, Ernakulam

## Programme Report

The college organized a workshop on the creation of ICT resource materials during the first semester of the academic year. Information and Communication Technology (ICT) plays a vital role in fostering motivation, enhancing student achievement and expanding learning opportunities. As part of the B.Ed. curriculum, specifically Edu107.2, the college tasked student teachers with developing and presenting learning resource materials for learners, with an emphasis on ICT-supported materials related to school-based topics. This initiative aimed to extend the scope of students' learning.

To facilitate this practical task, teacher educators provided comprehensive instructions on how to prepare ICT resource materials aligned with the high school syllabus. Additionally, a value-added course led by Mrs.Reshmi RK, titled 'An Introduction to Technology-Enhanced Instructional





Platforms,' played a significant role in helping student teachers prepare these resource materials. The course covered various aspects, including creating Google Forms for conducting quizzes in schools, using the Canva app to create engaging and diverse presentation styles, developing online flipbooks, and designing realistic book layouts using PowerPoint. Moreover, the course explored the creation of animated videos using video animation software, a valuable tool for conveying complex concepts and enhancing student understanding.

With the knowledge and guidance provided by the faculty, student teachers embarked on the task of creating their ICT resource materials. They selected topics from the 8th, 9th, or 10th standard SCERT textbooks and further broke down these topics into subtopics. Using a variety of ICT resources, they developed comprehensive materials, with a primary focus on PowerPoint presentations enriched with audio files, video clips, animations and other multimedia elements. These materials were thoughtfully designed to cater to the academic needs of students.

To ensure the authenticity and verification of their work, student teachers submitted their ICT resource materials along with CD proofs, adhering to the specified guidelines and requirements. This workshop provided student teachers with practical experience in ICT to create effective educational resources for their future teaching endeavors.

### Presentation of ICT learning material




# Development and presentation of Learning resource materials for school pupils - ICT Supported Material

## Report

Learning material means any e-learning information and other learning materials displayed, or course materials / academic material, developed, created or used by the faculty, students or administration in connection with the facilitation, or evaluation of student learning outcomes. e. Development and presentation of learning resource material for school pupil - ICT Supported material is one of the most Substantial practical a B. Ed student has to encounter in the Course of the programme. It was on 21<sup>st</sup> of November 2022 the teacher informed us about making a Learning Material that too an ICT Supported Material that too an ICT Supported material is one of the most Substantial practical a B. Ed student has to encounter in the Course of the programme. It was on 21<sup>st</sup> of November 2022 the teacher informed us about making a Learning material for school students. The medium which I used to make my learning material was Power point Presentation, as its works like a slide show



and the Content can be broken down meaningfully in each Content. The topic which I chose to prepare for mine was "Towards a bright future" which discusses about the various social problems which exist in society from 9th standard position topic. The first slide of my learning material is the facing sheet, which consists of all the official details, logo of college, Title, submission details etc. In the 2nd slide I welcome students into this learning material by calling them as my "friends". I have used many interesting smileys and memes to capture their attention and to make them motivated into this. In the 3rd slide, I introduced the topic to the students and some informal talks to quench their curiosity on this. In this next slide, I have given the content of first social problem which was "Poverty". In next slide, it is the question with four multiple choice answers, and on the next slide, we give the right answer of the question, we reinforce them by giving "Congratulation in advance". In slide Number 6, the next social problem is discussed which is "Problem of shelter". To develop some deeper insights in the next slide, I have added



questions related to articles. In slide number 7, answer to the question has given at the same time equipping the students with Constitutional Knowledge. From slide number 9 to 11, the next social issue "Insecurity of old age people has been given, which is accompanied with an important question and its answers on 12<sup>th</sup> slide. In slide 13, the social issue "Crimes against children" is displayed. A very relevant full form of "POCSO" has been asked as a question. And the right answer is given on the next slide. The next relevant social issue has been given on 16<sup>th</sup> slide - "Cyber Crime" which has a question in the next slide having answer in the 18<sup>th</sup> slide. It is in the 19<sup>th</sup> slide which we have given "Use of Intoxicants" as a social problem which I felt personally to be too relevant for students. The next social issues which I discussed in my learning material was "Violence against women" in 22<sup>nd</sup> slide which seems really fruitful to be taught at this age. A question and an answer was also displayed on the following slide. On 25<sup>th</sup> slide, the social problem discussed was "Over-population", the question related to this content was so insightful though. On slide 27, I discussed



about Juvenile Crimes. In slide number 31 about Unemployment which have beneficial questions and answer for each. On slide 33, I have given an appreciation post for students for their hardier and a very interesting quote to inspire them. On slide 32, a video has been presented to sustain the Confidence in them and also the importance of Education. My Learning Mater ends with a "Thank You" Note.

ix.







# ST JOSEPH COLLEGE OF TEACHER EDUCATION FOR WOMEN

Kovilvattom Road, Ernakulam, Kochi, Pin – 682035, Kerala  
(Affiliated to Mahatma Gandhi University, Kottayam)

## Workshop on Blog creation

<b>Name of the Event</b>	<b>Workshop on Blog creation</b>
<b>Objectives</b>	1) To acquaint student teachers with creation of blogs. 2) To understand the relevance of blogs and various online tools in teaching and learning.
<b>Details of Event Coordinators</b>	St. Joseph College of Teacher Education for Women, Ernakulam
<b>Dates</b>	2022-23(18/11/2022 ,28/11/2022),2021-22(9/11/2021),2020-21(5/1/2021),2019-20(22/7/2019),2018-19(23/7/2018)
<b>Beneficiaries</b>	Student Teachers
<b>Event Venue</b>	St. Joseph College of Teacher Education for Women, Ernakulam

## Programme Report

The resource person delved into the concept of blogs and their potential applications in education. Throughout the workshop, she highlighted the diverse ways in which blogs could be effectively utilized as educational tools. Her detailed guidance on crafting programmed learning materials and the step-by-step process of uploading them to a blog was particularly beneficial for those new to the concept. Furthermore, discussed various tools available for creating blogs and provided a quick demonstration of the blog creation process, rendering the session highly informative and productive. The engagement of student teachers during the workshop was notable as they actively contributed through queries and feedback, making the session interactive and enriching for all participants.





On 18<sup>th</sup> November 2022, Mrs. Anu Cleetus, the designated resource person, conducted a comprehensive step-by-step demonstration on blog creation for the student teachers. This informative session took place in the college's Multi-purpose hall, where all students diligently noted the procedural steps in their notebooks. During the session, students actively engaged by raising questions and concerns regarding blog creation and material uploading. The resource person patiently addressed and resolved all their queries. Moreover, she extended her support beyond the classroom hours, offering additional assistance to any student teacher who required clarification via WhatsApp.

Every student teacher accomplished the task of creating and uploading programmed learning materials onto their self-established blogs. As part of the assignment's requirements, each student teacher diligently submitted a physical copy of the learning material, an image capturing the materials as displayed on their respective blogs, and a direct web link leading to their individual blogs. This comprehensive submission, which occurred on 28<sup>th</sup> November 2022, showcased their successful execution of the project, emphasizing the integration of both digital and tangible elements in their educational initiatives. It underscored their ability to effectively navigate the digital landscape while recognizing the importance of preserving a physical record of their work, ensuring a well-rounded approach to their learning experience.

### Orientation by Mrs. Anu Cleetus



# Blog

- PREPARATION AND UPLOADING OF  
SELF DESIGNED ARTICLE IN THE  
BLOG



Browser tabs: (9) Uppam Mulakum | Flowers | x Blogger: Posts x Inbox (1,337) - www.milukh6174 x Download file | ilovePDF x Post: Edit x

Address bar: blogger.com/blog/posts/5643546046623320565

Search posts

Learn with Milu

+ NEW POST

Posts

Stats

Comments

Earnings

Pages

Layout

Theme

Settings

Reading List

View blog

All (1)

MANAGE

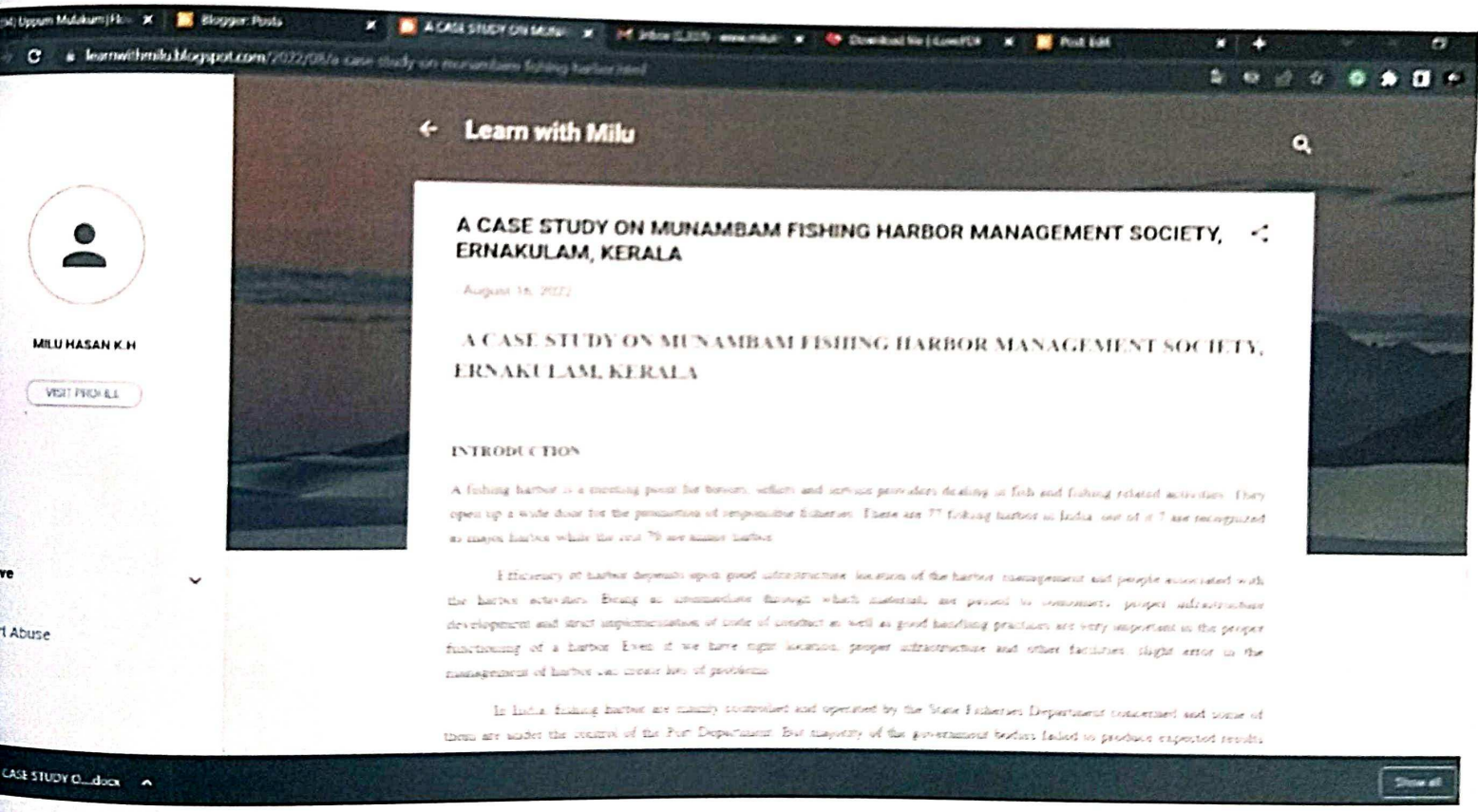
A CASE STUDY ON MUNAMBAM FISHING HARBOR MANAGEMENT SOCIETY, ERNAKULAM, K... Milu Hasan K.H

Published · Aug 16

0 0 0 li.


A CASE STUDY O...docx Show all





5/16/22, 7:28 PM

A CASE STUDY ON MUNAMBAM FISHING HARBOR MANAGEMENT SOCIETY, ERNAKULAM, KERALA



MILU HASAN K.H

VISIT PROFILE

Archive



Report Abuse





# ST JOSEPH COLLEGE OF TEACHER EDUCATION FOR WOMEN

Kovilvattom Road, Ernakulam, Kochi, Pin – 682035, Kerala  
(Affiliated to Mahatma Gandhi University, Kottayam)

## Workshop on preparation of documentary and short film

<b>Name of the Event</b>	<b>Workshop On Preparation Of Documentary And Short Film</b>
<b>Objectives</b>	<ol style="list-style-type: none"><li>1) To introduce participants to the art and craft of short film and documentary making.</li><li>2) To explore the significance of visual storytelling in education and communication.</li><li>3) To equip attendees with practical tools and techniques for creating compelling short films and documentaries</li></ol>
<b>Details of Event Coordinator</b>	Dr. Soja Mathew, Assistant Professor St. Joseph College of Teacher Education for Women, Ernakulam
<b>Dates</b>	2022-23(6/3/2023),2021-22(12/7/2022),2020-21(10/2/2021),2019-20(22/12/2019).2018-19(14/2/2019)
<b>Time</b>	10.00 AM- 4 PM
<b>Duration</b>	1 day
<b>Resource Persons</b>	Fr.Sajo Padayattil(2022-23) Fr.Sajo Padayattil(2021-22) Dr.Soya Mathew (2020-21) Dr.Soya Mathew (2019-20) Dr.Soya Mathew (2018-19)
<b>Beneficiaries</b>	Student Teachers
<b>Event Venue</b>	Multipurpose Hall, St .Joseph College of Teacher Education for Women, Ernakulam

### Programme Report

The college organized a workshop on Short Film and Documentary Making. Fr. Sajo Padayattil hosted the workshop on 6<sup>th</sup> March 2023, held at the Multipurpose Hall. The primary objective of this workshop was to equip budding filmmakers and educators with the essential knowledge and abilities needed to excel in the art of storytelling through short films





and documentaries. The workshop aspired to empower participants by providing them with the expertise and skills necessary for impactful storytelling in the realm of visual media. The workshop consisted of following phases:

1. Welcome and Introduction :The workshop commenced with a warm welcome and an introduction to the importance of visual storytelling in contemporary education and communication.
2. Understanding Storytelling :Fr .Sajo Padayattil emphasized the fundamental principles of storytelling, including plot development, character building, and the art of engaging an audience.
3. Technical Aspects :Participants received hands-on training in the technical aspects of filmmaking, including camera operation, lighting, sound recording, and editing.
4. Scriptwriting: The workshop included a session on scriptwriting, where attendees learned how to develop a compelling narrative for their short films and documentaries.
5. Practical Demonstrations : Fr.Sajo Padayattil conducted practical demonstrations, illustrating various filmmaking techniques and sharing real-world examples of successful short films and documentaries.
6. Interactive Sessions :Throughout the workshop, interactive sessions allowed participants to ask questions, share their ideas, and engage in discussions about their filmmaking projects.

The program emerged as a profoundly enriching and life altering experience for every individual who participated. It went beyond merely imparting invaluable insights into the intricate art of visual storytelling. It was a holistic learning experience that left an indelible mark on those who engaged in it, fostering a deeper appreciation for the power of visual narrative and enhancing their capacity to convey meaningful stories across diverse settings and scenarios.



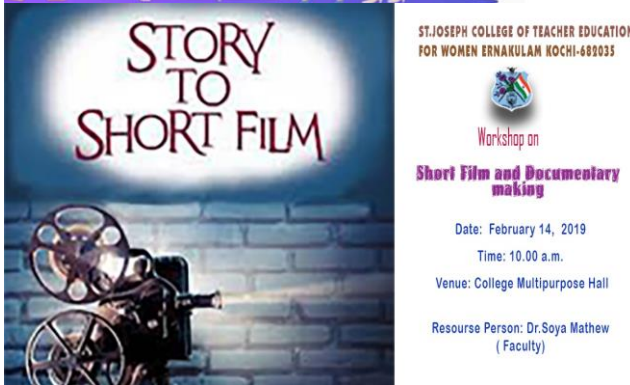
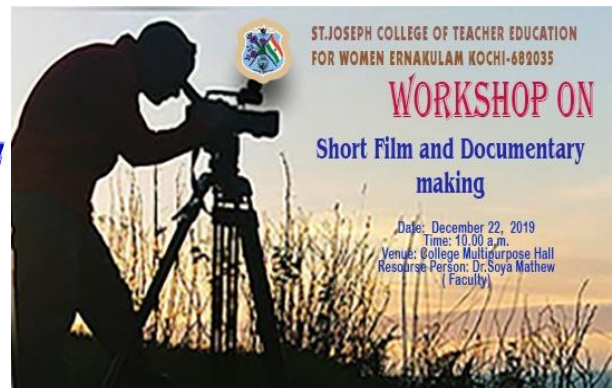




### Session by Fr. Sajo Padayattil



### Brochure of Previous Years



# Documentary

## THE PROTECTING HAND (POCSO ACT)



## SIGNIFICANCE OF THE THEME

India has the largest child population in the world. As per the 2011 Census of India, there are 472 million children below the age of eighteen including 225 million girls. Nearly 160 million children are in the age group of 0-6 years. They constitute 90% of our population. Children are the soft targets of sexual violence and therefore are extremely vulnerable. As per Crime report in India's report, published by the National Crime Records Bureau, reporting of crime against children has steadily shown an increase against children especially child sexual abuse. According to a government study conducted in 2020 it is revealed that 81% percent children had suffered sexual abuse and half of them were at the hands of persons in the position of trust. It is vital to understand that along with protection-related challenges, aspects linked to education, social protection, poverty etc. also plays an significant role in the empowerment of the girl child and childrens specifically.



One of the dangerous problem is the abuse and violence against children.

Children are the future of our nation. It's our responsibility to take care of our children. Some children who face abuse may find it hard and have the fear to tell about it. So it is important to make the children aware about the act that government introduced for their protection and safety.

## OBJECTIVES OF THE DOCUMENTARY

- To make students aware about the sexual abuses they face
- To make them aware about POCSO Act
- To make them understand about the importance of POCSO Act
- To make them understand about the offences in the POCSO Act
- To make them understand about the punishments
- To enable the students to speak against the violence happen to them.



# SCRIPT OF THE DOCUMENTARY

Good Morning Everyone

If we ask which is the favourite time in our life we might say it's our childhood. Child! Children! Children are the gift from God. Children are the purest souls on earth. Every child holds abundance of innocence and purity in them. They are the future of our country. But there the question arises, are they safe in our country? Are they safe in our own society? And the disappointing answer is the NO, they are not safe in our society. The increasing trend of sexual abuse is one of the most important and significant subjects of discussion in the present time. So in order to safeguard our children against sexual abuse and sexual harassment, Government has enacted Protection of Children from Sexual Offences (POCSO) Act, 2012. Let's discuss more about it.

What is Sexual Abuse?

Sexual Abuse is unwanted sexual activity with perpetrators using force, making threats or taking



advantage of victims not able to give consent. Every year, millions of girls and boys around the world face sexual abuse and exploitation. Sexual violence occurs everywhere - in every country and across all segments of society. A child may be subjected to sexual abuse or exploitation at home, at school or in their community. Most often, abuse occurs at the hands of someone a child knows and trusts. As per the statistical data the number of child abuse case or POCSO cases in 2018 were 2697. In 2019, the number of cases increased to 3602. In 2020 it decreased to 3016 because of the Covid pandemic. In 2021 it further increased to 3549. With 457 cases in 2021, Malappuram tops the list. In 2020, the district had 379 cases. The POCSO cases registered in Thiruvananthapuram is a close second with 434 cases in 2021 and 351 cases in 2020. From this we understand the severity of the issue and the need to remove this heinous crime in our society.

In order to protect children from all types of sexual violence and abuses, the government



Introduced POCSO Act (Protection of Children from Sexual Offences) Act. It came into force on 14<sup>th</sup> November 2012. Let's see

What is POCSO Act 2012?? The protection of Children from Sexual Offences (POCSO) Act 2012 is applicable to the whole of India. The POCSO Act 2012 defines a child as any person below the age of 18 years and provides protection to all children under the age of 18 years from sexual abuse. It also intends to protect the child through all stages of judicial process and gives paramount importance to the principle of "best interest of the child".

Let's see which are the offences under POCSO Act. Penetration and aggravated penetrative sexual assault, sexual and aggravated sexual abuse, sexual harassment, and using a child for pornographic purposes are the five offences against children that are covered by this Act.

While making a complaint you need to take care of some things. The witness, victim or anyone who see or knows the crime can report to the police. POCSO cases can be registered to special



Juvenile police unit or the local police. While complaining the cases we need to make sure that the report is described on entry number and recorded in writing. Also make sure it is entered in a book to be kept by the police. Next important thing is that the complaint is read over to the informant. In the case of false complaint the person will give six months imprisonment or fine or both. Let's see about POCSO Act Punishment.

The POCSO Act punishment is now stringent, and after the amendment act of 2019, the punishment is even more severe. The POCSO Act punishment is maximum with rigorous life term imprisonment, with fine. POCSO punishment for sexual assault is imprisonment for 3-5 years. Punishment for aggravated sexual assault is imprisonment of 5 to 7 years plus fine. Punishment for penetrative sexual assault is imprisonment of a term not less than 7 years and they may extend to life imprisonment. Punishment for penetrative assault becomes Aggravated penetrative assault is a minimum punishment of 10 years that may extend to life imprisonment. POCSO punishment for sexual harassment is imprisonment which can extend up to 3 years plus fine.





POCSO punishment for child pornography is imprisonment of 5 to 7 years plus fine.

There are some important things that you need to know about POCSO Act. Everyone has a role to play in protecting children. Parents, school, communities, police, medical professionals, NGO's Child Welfare Committee, Child protection Unit, Media, You, Me and others are responsible for creating an environment that safeguards children and enables them to live their childhood fearless. As rightly stated by Nelson Mandela - 'Safety and security don't just happen, they are the results of collective consensus and public commitment. We owe our children, the most vulnerable citizens in our society, a life free of violence and fear.'



## PROCEDURE OF MAKING DOCUMENTARY

Before doing the video, I referred different sites and read articles to understand about the sexual abuse of child and the relevance of POCSO ACT. After making detailed script on the POCSO ACT, I named my documentary as 'THE PROTECTING HAND'. After that I googled pictures that my script. I download a newspaper cutting on cases on sexual abuses and 17 pictures related to sexual abuse, POCSO ACT and I made PPT on the POCSO ACT.

After collecting the relevant information I made a video giving an introduction to my documentary. Then I inserted pictures showing the different cases then an picture of statistical data showing data of sexual cases against children. Then I insert the PPT showing the detail regarding the POCSO Act. PPT includes the what POCSO Act is, offences, the things to be remembered and the punishment regarding POCSO Act. As final part I recorded myself saying a conclusion.



## PERSONAL BENEFITS

It was a wonderful experience making a documentary as my practical work. That of it was great feeling making a video-documentary on POSCO Act and Child sexual abuse. It helped me to know more about POSCO Act. about its importance its offences, how to file a case, what all things to get know about the POSCO Act. It helped me how to make awareness to the children about it. It gives the severity of the problem in the society and the urgency to provide these knowledge to the students.

As a teacher I also need to be aware about whats happening around me especially with the children and these problems.

*[Signature]*





# ST JOSEPH COLLEGE OF TEACHER EDUCATION FOR WOMEN

Kovilvattom Road, Ernakulam, Kochi, Pin – 682035, Kerala  
(Affiliated to Mahatma Gandhi University, Kottayam)

## Workshop on e-content awareness

<b>Name of the Event</b>	<b>Workshop on e-content Awareness</b>
<b>Objectives</b>	<ol style="list-style-type: none"><li>1. To raise awareness regarding e-content</li><li>2. To enhance the knowledge and expertise of the members</li><li>3. To help members acquire specific knowledge and skills</li></ol>
<b>Details of Event Coordinators</b>	IQAC Cell St. Joseph College of Teacher Education for Women, Ernakulam
<b>Details of Resource Person</b>	Mrs. Jeena Jayan UGC Librarian The Cochin College Kochi
<b>Date</b>	09/08/2022
<b>Time</b>	6.00 PM – 7.00 PM
<b>Duration</b>	1 hour
<b>Beneficiaries</b>	,Teacher educand - 11
<b>Platform</b>	Google Meet
<b>Meet Link</b>	<a href="https://meet.google.com/iav-hzkr-igj">https://meet.google.com/iav-hzkr-igj</a>

### Programme Report

The IQAC Cell of St. Joseph College of Teacher Education for Women, Ernakulam organized a workshop on ‘E-Content Awareness’ as part of student Development Programme on 9<sup>th</sup> August 2022 from 6.00 PM to 7.00 PM via Google Meet. The workshop was organized for teacher educands of St. Joseph College of Teacher Education for Women, Ernakulam. The faculty coordinators of the programme were Dr. Josephine Joseph, IQAC Coordinator and Assistant Professor in Physical Science Education and Ms. Anu Cleetus, Assistant Professor in Education at St. Joseph College of Teacher Education for Women, Ernakulam. The resource person for the workshop was Mrs. Jeena Jayan, UGC Librarian at The Cochin





College in Kochi. A total of 11 educands from St. Joseph College of Teacher Education for Women, Ernakulam participated in the workshop.

The workshop on 'E-Content Awareness' started exactly at 6.00 PM via Google Meet. Ms. Anu Cleetus, Assistant Professor in Education at St. Joseph College of Teacher Education for Women, Ernakulam hosted the entire workshop meeting. The workshop began with a prayer session lead by Dr. Josephine Joseph, Assistant Professor in Physical Science Education at St. Joseph College of Teacher Education for Women, Ernakulam. The prayer was succeeded by the welcome speech delivered by Dr. Alice Joseph, Principal at St. Joseph College of Teacher Education for Women, Ernakulam. Dr. Alice Joseph officially welcomed the resource person and all the participants to the workshop. She reminded all of the members to utilize the opportunity to enhance their knowledge and competence which would reflect their excellence in their functioning area of the profession. After the welcome address by the Principal, the workshop was initiated by the resource person, Mrs. Jeena Jayan. The resource person enunciated the importance of members being aware of e-content especially in the present era of rapid change and advancements in technology. The workshop covered the basics, relevance, advantages and various forms of e-content. There is a growing pressure on educational systems across the world to use new Information and Communication Technology (ICT) to provide students with the required information and knowledge. In modern knowledge-explosion society, technologies play an important role in the successful transmission of information, the development of creative content, and the inclusion of innovative communication and information. E-content is an extremely effective educational tool. It is the most recent style of teaching that has piqued the interest of students and teachers across all educational systems. It is a valuable resource for the development of a knowledge rich society in which everyone, regardless of gender, religion, cast, creed or region has the opportunity to create, receive, share, and use knowledge and information for their economic, cultural, social, personal and political development and upliftment. E-content, in its different forms, such as virtual classrooms, web-based learning, mobile-based learning, computer-based learning and digital collaboration successfully serves the virtual learning environment. It is comprised of texts, videos, audio, graphics with visual impressions distributed over the satellite broadcast, internet as well as mobile technologies. E-content enhances the learning experiences by using diverse mediums to visualize and explain abstract concepts. Especially after the covid-19 pandemic stroke the world, the new online learning platforms have emerged and became an essential part of the educational system across the world. E-content





would help teachers in coordinating virtual learning effectively and efficiently and for the same, proper awareness regarding e-content and its uses are essential.

The workshop on 'E-Content Awareness' turned out to be successful in achieving its objectives. The workshop was effective in raising the awareness of teacher educators regarding e-content. It also helped the faculty members to enhance their knowledge and expertise which would contribute to their excellence in their functioning in the profession. The workshop provided students with necessary knowledge and skills for them to cater to their pupils and their styles of learning. It was extremely fruitful and beneficial for the students who participated in the workshop. The entire workshop wound up at 7.00 PM with the vote of thanks for the programme delivered by Ms. Anu Cleetus, programme coordinator for the workshop and Assistant Professor in Education at St. Joseph College of Teacher Education for Women, Ernakulam.

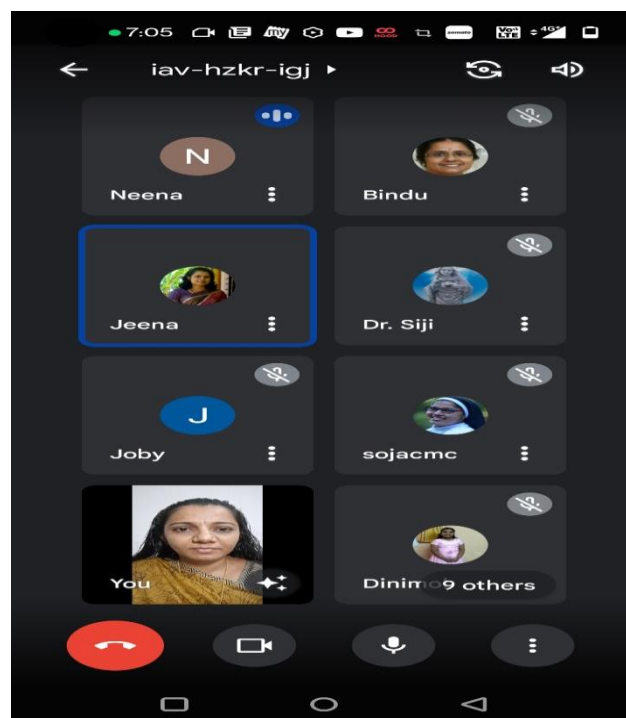
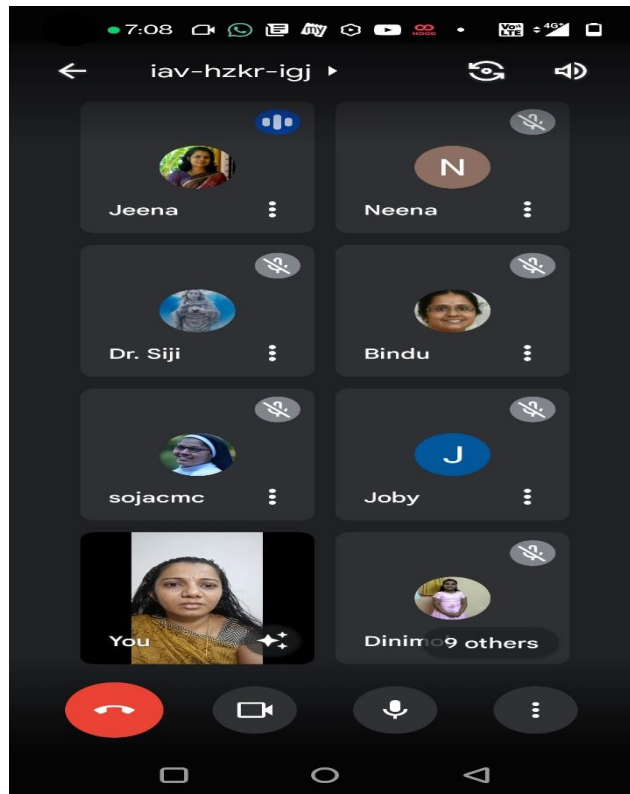


Event poster for the workshop on 'E-Content Awareness' conducted as part of the Faculty Development Programme (FSDP) by the IQAC Cell of St. Joseph College of Teacher Education for Women, Ernakulam on 9<sup>th</sup> August 2022 via Google Meet





### Photo Gallery



Snippets from the workshop on ‘E-Content Awareness’ conducted via Google Meet as part of the Faculty Development Programme (FSDP) by the IQAC Cell of St. Joseph College of Teacher Education for Women, Ernakulam on 9<sup>th</sup> August 2022

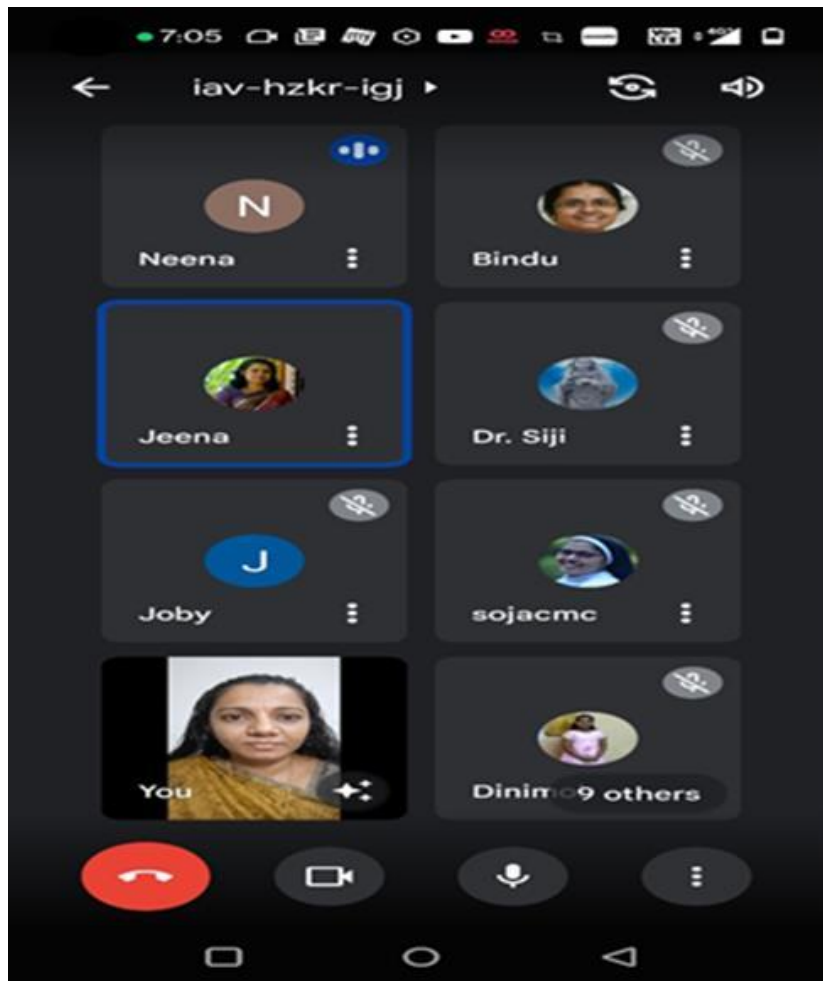




# ST JOSEPH COLLEGE OF TEACHER EDUCATION FOR WOMEN

Kovilvattom Road, Ernakulam, Kochi, Pin – 682035, Kerala  
(Affiliated to Mahatma Gandhi University, Kottayam)

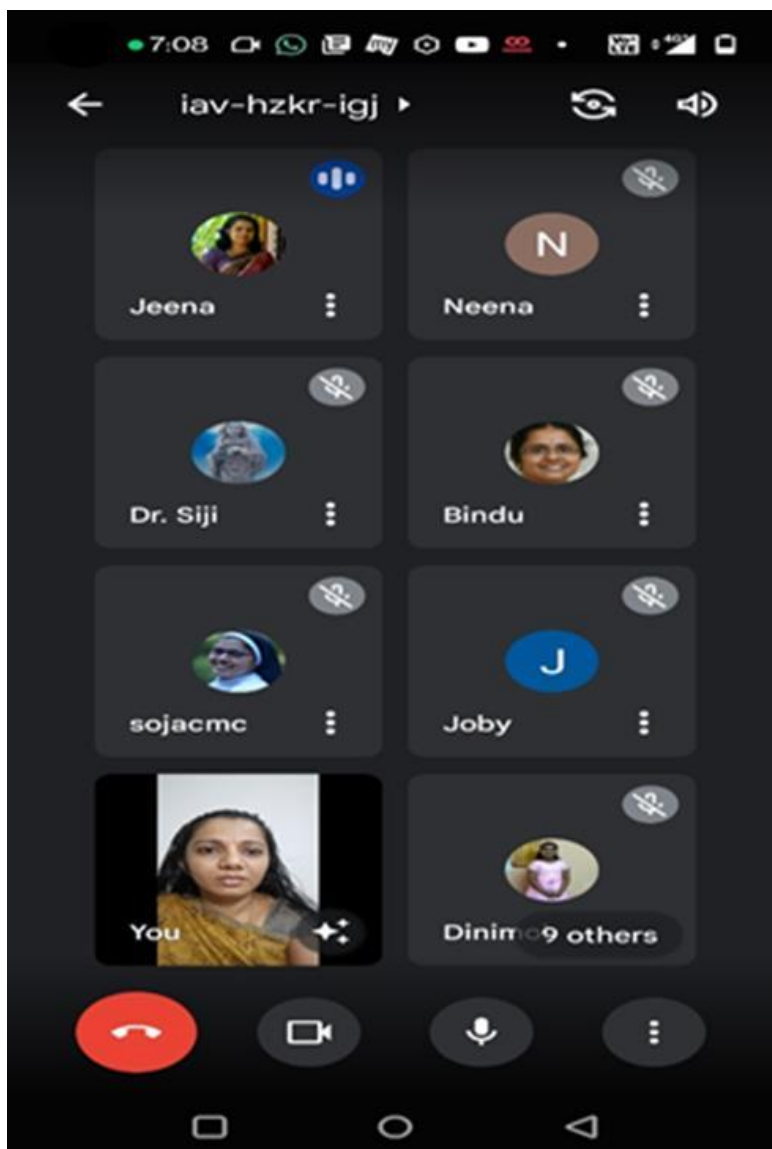
## Documentary evidence of training on e-content preparation -MEd



Event poster for the workshop on 'E-Content Awareness' conducted as part of the Faculty Development Programme (FSDP) by the IQAC Cell of St. Joseph College of Teacher Education for Women, Ernakulam on 9th August 2022 via Google Meet.







Snippets from the workshop on ‘E-Content Awareness’ conducted via Google Meet as part of the Faculty Development Programme (FSDP) by the IQAC Cell of St. Joseph College of Teacher Education for Women, Ernakulam on 9<sup>th</sup> August 2022





## LIST OF PARTICIPANTS

Teacher educands list:


SL.NO.	NAME OF THE FACULTY	DESIGNATION
1	Ms. Sheeba A.S	Assistant Professor
2	Ms. Rosy Tintu M P	Assistant Professor
3	Bilby Thomas	Teacher Educand
4	Rinta V.S	Teacher Educand
5	Merin J. Kaniyarakam	Teacher Educand
6	Elsa Susan	Teacher Educand
7	Stephy Mendez	Teacher Educand
8	Saniya Kurian	Teacher Educand
9	Akhisha Antony	Teacher Educand
10	Deepa Dinesan	Teacher Educand
11	Sajida Meerasa	Teacher Educand
12	Bivya Sukumar	Teacher Educand
13	Krishna T.D	Teacher Educand



# SPRING

Thursday 22 June 2023

## POLYGONS



A polygon is a two-dimensional geometric shape that consists of straight lines and angles. It is formed by connecting a sequence of three or more line segments called sides. The sides do not intersect, except at their endpoints, and each endpoint is shared by exactly two sides.

### **Naming Polygons:**

Polygons are usually named based on the number of sides they have:

- Triangle: 3 sides
- Quadrilateral: 4 sides
- Pentagon: 5 sides
- Hexagon: 6 sides
- Heptagon: 7 sides
- Octagon: 8 sides
- Nonagon: 9 sides
- Decagon: 10 sides
- n-gon: A generic term used for any polygon with 'n' sides.

### Search This Blog

 Search

---

• [Home](#)

---

### About Me



**MERIN J KANIYARAKAM**

[View my complete profile](#)

### Report Abuse Blog Archive


June 2023 (2)

March 2020 (1)

May 2019 (2)

October 2018 (1)

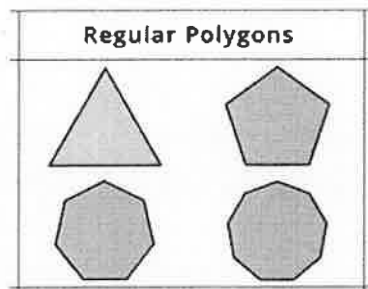
September 2018 (1)



**Types of Polygons:**

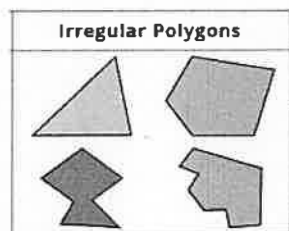
**Regular Polygon:**

A polygon is regular if all of its sides and angles are congruent (equal). Examples include equilateral triangles, squares, and regular pentagons.



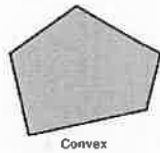
**Irregular Polygon:**

A polygon is irregular if it has sides or angles that are not congruent.



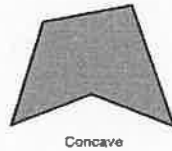
**Convex Polygon:**

A polygon is convex if all of its interior angles are less than 180 degrees, meaning that no part of the polygon "caves inwards."



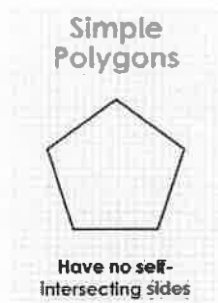
Concave Polygon:

A polygon is concave if it has at least one interior angle greater than 180 degrees, causing it to have an indentation or "cave inwards."



Simple Polygon:

A simple polygon has only one boundary. The sides of a simple polygon do not intersect.



Complex Polygon:

Complex polygon is a polygon whose sides cross over each other one or more times.



## Properties and Formulas

- **Interior Angles:**

The sum of the interior angles in an n-sided polygon is given by  $(n-2) \times 180$  degrees.

- **Exterior Angles:**

The exterior angle of a polygon is the supplement of its interior angle.

In any polygon, the sum of the exterior angles is always 360 degrees.

- **Diagonals:**

Diagonals are line segments connecting non-adjacent vertices in a

polygon. The number of diagonals in an n-sided polygon is given by

$$[n \times (n - 3)] / 2.$$

- **Perimeter:**

The perimeter of a polygon is the sum of all its side lengths.

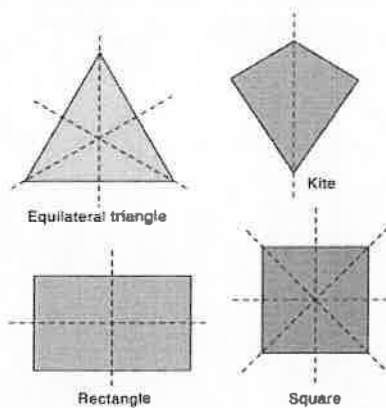
- **Area:**

The area of a polygon can be calculated using various formulas based on the type of polygon. For example, the area of a triangle is given by the formula:  $\text{Area} = (\text{base} \times \text{height}) / 2$ .

### Polygons can exhibit various types of symmetry

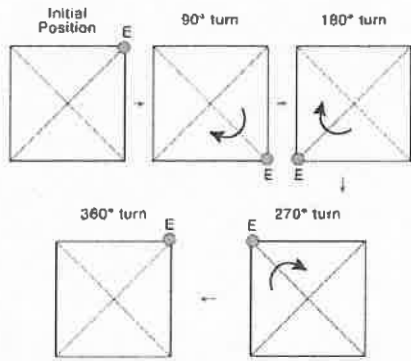
#### Line Symmetry (Reflection Symmetry):

A polygon has line symmetry if there is a line that divides the polygon into two congruent halves.



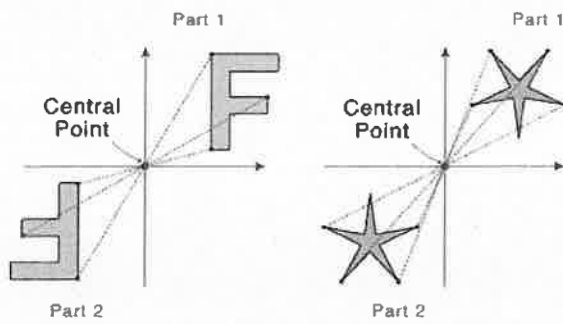
#### Rotational Symmetry:

A polygon has rotational symmetry if it can be rotated by a certain angle (less than 360 degrees) and still appear the same.




Point Symmetry:

A polygon has point symmetry if it looks the same when rotated by 180 degrees around a central point.



### Polygons in the Real World

Polygons are found in many real-world objects and structures, such as buildings, road signs, floor tiles, and more. They are also extensively used in computer graphics and design to represent and manipulate shapes.



Polygons are versatile geometric figures that offer numerous insights and applications. Their properties and relationships form the basis of geometric studies, and understanding polygons is crucial for various practical and theoretical purposes.

at [June 22, 2023](#)

No comments:

[Post a Comment](#)

To leave a comment, click the button below to sign in with Google.

[SIGN IN WITH GOOGLE](#)


[Home](#)



[Older](#) [st](#)

Subscribe to: [Post Comments \(Atom\)](#)

## POLYGONS

A polygon is a two-dimensional geometric shape that consists of straight lines and angles. It is fo...



-  [walk with jesus](#)
-  [DIFFICULTY IN SQUARING DECIMAL NUMBERS](#)  
[DIFFICULTY IN SQUARING DECIMAL NUMBERS ABSTRACT](#) In algebra a decimal number can be defined as a number whose whole number part an...
- [contributions of mathematicians](#)



Travel theme. Powered by Blogger.



## Orientation on preparation of digital album

The college initiated an orientation program for M.Ed. teacher educands, focusing on the creation of a digital album centered on endangered species. The practicum was designed to be a crucial component of the M.Ed. educands' third-semester specialized paper in Environmental Education. The session was led by faculty member Ms. Sheeba A. S, aimed to provide support and guidance to enhance the teacher educands digital skills and ICT knowledge.

The teacher educator commenced the orientation by offering a comprehensive overview of endangered species. She delved into the significance of conserving these species, elucidating the various factors contributing to their endangerment, including habitat loss, climate change, pollution, and illegal wildlife trade. The session underscored the importance of raising awareness about endangered species, emphasizing the role that digital albums can play in disseminating educational information.

During the orientation, teacher educands were encouraged to explore and select endangered species based on their interests or passions. The teacher educator stressed the significance of featuring a diverse array of species from different regions or ecosystems to highlight biodiversity effectively. To facilitate the research process, the educator provided resources such as reputable websites, scientific journals, and conservation organizations.

Teacher educands were instructed to compile relevant information about their chosen species, covering aspects like scientific names, habitats, diets, threats faced, conservation statuses, and ongoing conservation efforts. Emphasis was placed on utilizing reliable sources and citing references to ensure the accuracy of the information presented. The format and structure of the digital album were explained. The teacher educands were given the flexibility to use various software or online tools such as Microsoft PowerPoint, Google Slides, or Adobe Spark.

The links of the digital album created by the teacher educands are provided below:



The orientation aimed to empower M.Ed. educands with the skills and knowledge necessary to undertake a meaningful educational practicum in the realm of Environmental Education. By integrating digital tools and emphasizing the importance of biodiversity, the college fostered a dynamic and engaging learning experience for the students.





# ST JOSEPH COLLEGE OF TEACHER EDUCATION FOR WOMEN

Kovilvattom Road, Ernakulam, Kochi, Pin – 682035, Kerala  
(Affiliated to Mahatma Gandhi University, Kottayam)






## ENDANGERED MAMMALS

- ❖ ASIAN ELEPHANT
- ❖ BLUE WHALE
- ❖ HYBRID SPIDER MONKEY
- ❖ ASIATIC CHEETAH
- ❖ TIGER
- ❖ GIANT PANDA
- ❖ BLACK RHINOCEROS



## ASIAN ELEPHANT



- ✘ The Asian elephant is also known as the Indian elephant. It stands up to ten feet high and weighs up to 10,000 pounds.
- ✘ The Asian elephant is classified as an endangered species due to a reduction of at least 50% of the Asian elephant population over the last three generations based on a decline in area of occupancy and levels of exploitation.
- ✘ The Asian elephant has four subspecies: the Indian, Ceylon, Sumatran, and Malaysian elephants.






## BLUE WHALE



- ✘ The male blue whale grows to about 82 feet long, and the female grows to about 85 feet long. They weigh up to 285,000 pounds as an adult.
- ✘ The blue whale is endangered due to a reduction of at least 50% of the blue whale population over the last three generations based on direct observation, an index of abundance, and levels of exploitation.
- ✘ The blue whale is the largest mammal to have lived on the earth, but it feeds on some of the smallest marine organisms - plankton.



## HYBRID SPIDER MONKEY



- ✘ The hybrid spider monkey grows to almost two feet long, not including the tail. It weighs from ten to fifteen pounds.
- ✘ The hybrid spider monkey is classified as an endangered species due to the fact that it only exists in severely fragmented subpopulations, and that there has been continuing decline in the hybrid spider monkey population.
- ✘ The hybrid spider monkey is known for its ability to use its tail as an extra limb.






## ASIATIC CHEETAH



The Asiatic cheetah is classified as a critically endangered species due to an estimated population of less than 50 mature individuals, a continuing decline in numbers of mature individuals, and the fact that all Asiatic cheetahs are in a single population.

Asiatic cheetahs can be found in Iran.



Save me

## TIGER



The male tiger grows up to ten feet long from its head to the tip of its tail, and weighs up to 575 pounds.


The tiger is classified as an endangered species due to the projected tiger population declining to at most 50% within three generations due to exploitation and a decline in area of occupancy.

The tiger consists of eight subspecies, distinguished by the colour of their coat.

Save me



## GIANT PANDA



- 13:40: The male giant panda stands up to five feet tall, and weighs up to 265 pounds. The female giant panda is smaller and weighs less.
- 13:41: The giant panda is classified as an endangered species due to the fact that it only exists in severely fragmented subpopulations consisting of up to 250 mature adults, and that there has been continuing decline in the area of habitat.
- 13:42: The giant panda feeds mainly on bamboo, even though it is classified as a carnivore.

## BLACK RHINOCEROS





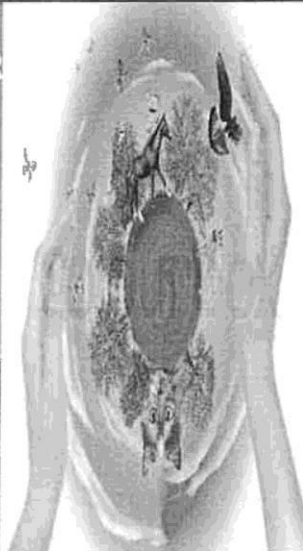
- 13:43: The black rhinoceros grows up to twelve feet long and six feet high. It weighs up to three thousand pounds.
- 13:44: The black rhinoceros is classified as a critically endangered species due to a reduction of at least 80% of the black rhinoceros population over the last three generations based on direct observation, an index of abundance, and a decline in area of occupancy.
- 13:45: The black rhinoceros is the most aggressive species in the rhinoceros family, and can charge at speeds up to thirty miles per hour.






## ENDANGERED BIRDS

- ❖ MARQUESAN KINGFISHER
- ❖ CALIFORNIA CONDOR
- ❖ WHOOPING CRANE







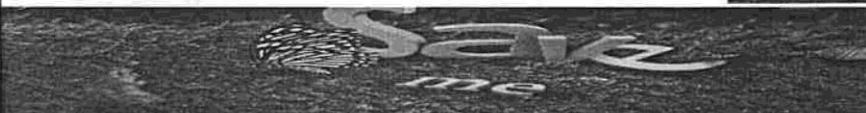


### Marquesan Kingfisher, California Condor & Whooping Crane

- ✘ The marquesan kingfisher is classified as an endangered species due to a severely fragmented population and a projected decline of mature marquesan kingfishers and area and quality of habitat.
- ✘ The California condor is classified as a critically endangered species due to an estimated population of less than 50 mature individuals. The California condor can be found in the United States.
- ✘ The whooping crane is classified as an endangered species due to an estimated population of less than 250 mature cranes. The whooping crane can be found in Canada and the United States.





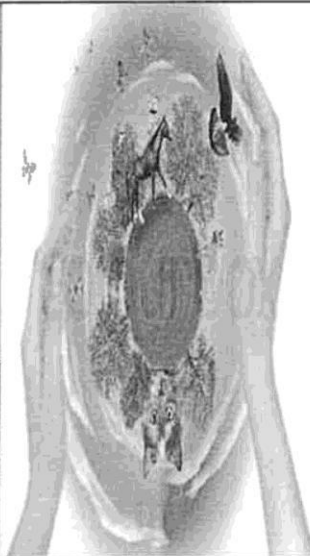




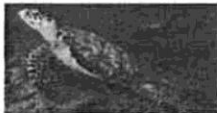






## ENDANGERED REPTILES

- ❖ HAWKSBILL SEA TURTLE
- ❖ CUBAN BOA
- ❖ CHINESE ALLIGATOR



### Hawksbill Sea Turtle, Cuban Boa & Chinese Alligator



- ✘ It is very difficult to classify how endangered hawksbill turtles are because they are found throughout the world and are migratory. In some places, they may be very scarce, and in others they may thrive. Also, since there is little knowledge of their early population levels, it is very hard to know how much the populations have declined.
- ✘ Currently (throughout the world), it is illegal to trade hawksbill turtle products. In order to succeed in keeping hawksbill turtles in existence, there must be cooperation among all nations that have hawksbill populations in their waters.
- ✘ The Cuban boa is an endangered island-dwelling animal. It is found in holes and rock piles and on cultivated land. They are primarily arboreal (living among trees). They can reach a length of 4 m, being one of the larger species of boa of this genus. They may live up to 20 to 30 years.
- ✘ Living on an island, the Cuban boa is at risk from disturbances (e.g. fire, hunting, cyclones), which can quickly push the species towards extinction. There is an international breeding programme for the species, which is coordinated by Prague Zoo.
- ✘ The Chinese Alligator is believed that it will become extinct in about fifteen years. At the moment in a area called Anhui in China, are thirteen ponds with only about ten of these actually holding the alligators with any one pond having a max of eleven animals.
- ✘ This is the animal that provided the much known chinese dragon myth. There is a breeding program setup by biologist and they are protected under the maximum law but they still need international help to secure the habitat and educate the public on these wonderful animals.

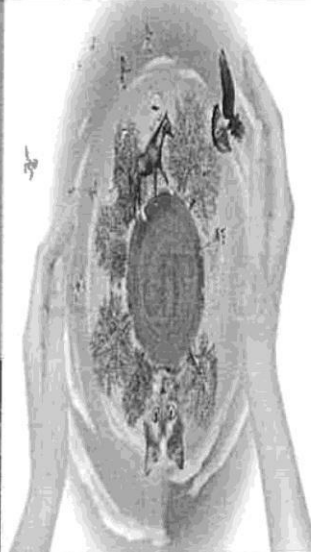






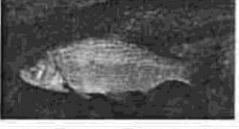
## ENDANGERED FISH

- ❖ CHINESE PADDLEFISH
- ❖ SILVER SHARK
- ❖ WILD COMMON CARP







### Chinese Paddlefish Silver Shark & Wild Common Carp

- ✘ The Chinese paddlefish is classified as a critically endangered species due to a projected reduction of at least 80% of the Alebema sturgeon population over the next ten years based on levels of exploitation and a decline in area of occupancy.
- ✘ The silver shark, also known as the Bala shark, is classified as an endangered species due to a reduction of at least 50% of the silver shark population over the last ten years based on direct observation and a decline in area of occupancy.
- ✘ The wild common carp is classified as a critically endangered species due to a projected reduction of at least 80% of its population over the next ten years based on a decline in area of occupancy and introduced pollutants, parasites, or other threats.









## Endangered Species Need Your Help!

### Here Are Some Ways That You Can Get Involved:


- One of the most important ways to help threatened plants and animals survive is to protect their habitats permanently in national parks, nature reserves or wilderness areas. There they can live without too much interference from humans. It is also important to protect habitats outside reserves such as on farms and along roadsides.
- You can visit a nearby national park or nature reserve. Some national parks have special guided tours and walks for kids. Talk to the rangers to find out whether there are any threatened species and how they are being protected. You and your friends might be able to help the rangers in their conservation work.
- When you visit a national park, make sure you obey the wildlife code: follow fire regulations; leave your pets at home; leave flowers, birds' eggs, logs and bush rocks where you find them; put your rubbish in a bin or, better still, take it home.




**SAVE OUR SPECIES**

- If you have friends who live on farms, encourage them to keep patches of bush as wildlife habitats and to leave old trees standing, especially those with hollows suitable for nesting animals.
- Some areas have groups which look after local lands and nature reserves. They do this by removing weeds and planting local native species in their place. You could join one of these groups, or even start a new one with your parents and friends. Ask your local parks authority or council for information.
- By removing rubbish and weeds and replanting with natives you will allow the native bush to gradually regenerate. This will also encourage native animals to return.



**Conserve Wildlife**

New Jersey Department of Environmental Protection  
Division of Fish & Wildlife  
Endangered & Nongame Species Program





# Why Save Species?

**Save Our Tree**

**Saving Species**

We should save endangered animals so that the future generations can experience their presence and value. Plants and animals are responsible for a variety of useful medications so they should be protected to maintain the production of the medicine. They are also the foundation of healthy ecosystems therefore without them there is no ecosystem.

**SAVE OUR SPECIES**

**Save Our Species**

**Kew**  
Adopt a seed  
Save a species  
What would you save?

